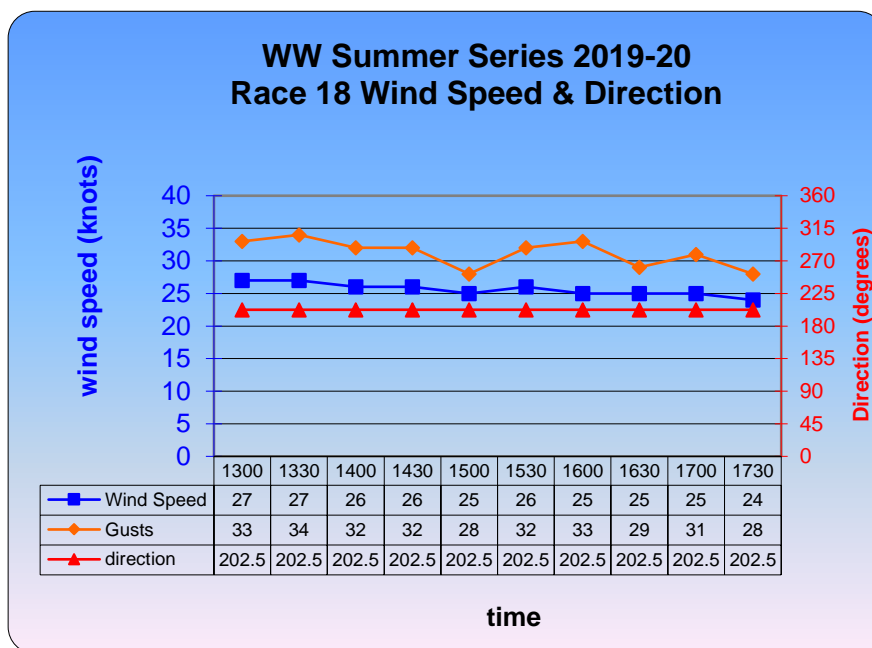


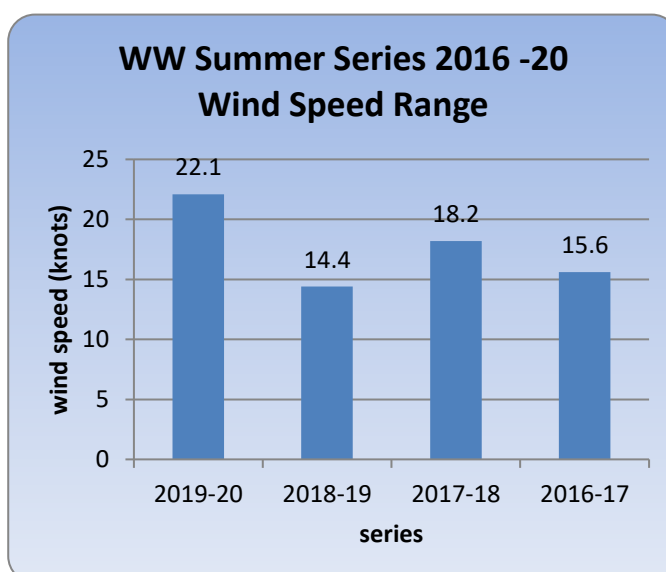
Windiest Series for quite some Time?
Wednesday Wonders Summer Series 2019-20 Race 18
 (19 Feb 2010)



A strong wind warning for Port Philip resulted in the early abandonment of race 18. The forecast was for south westerlies of 25 to 30 knots for the afternoon. Observations at Fawkner Beacon showed the average wind speed for the afternoon was a south south westerly about 26 knots with gusts over 30 knots. Similar wind speeds and direction were recorded at both South Channel and St Kilda to the north. This brought the total of abandoned races so far this summer to 7. Only 3 races had been abandoned at the same stage in the 2018-19 series and 2 races abandoned in both the 2017-18 and 2016-17 series.



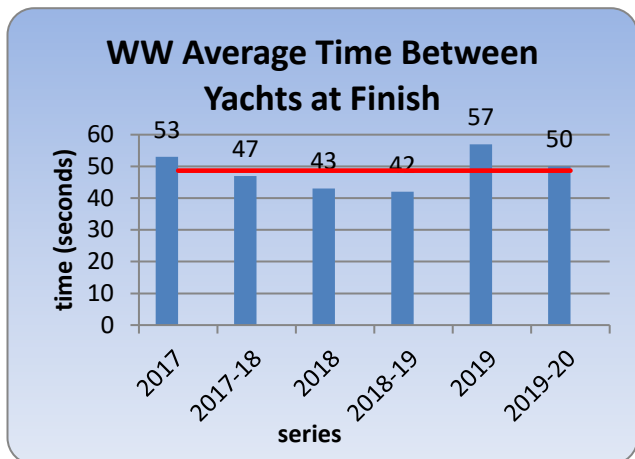
Although the average wind speed for Wednesday afternoons this summer has been similar to the 3 previous series the range has been far greater. The difference between the maximum and minimum wind speeds this series is 22.1 knots compared with 14.4, 18.2 and 15.6 knots for the 3 previous summer series. There have been 3 occasions this series when the average wind speed has exceeded 25 knots – this only happened once in the previous 3 series. With still 6 more scheduled races to go this could be the windiest series for quite some time.



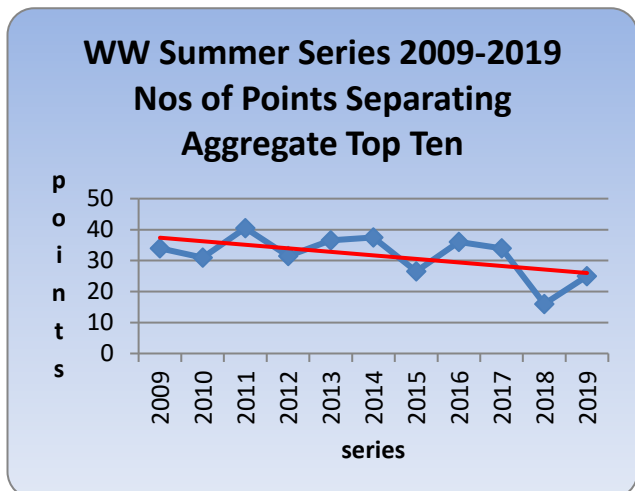
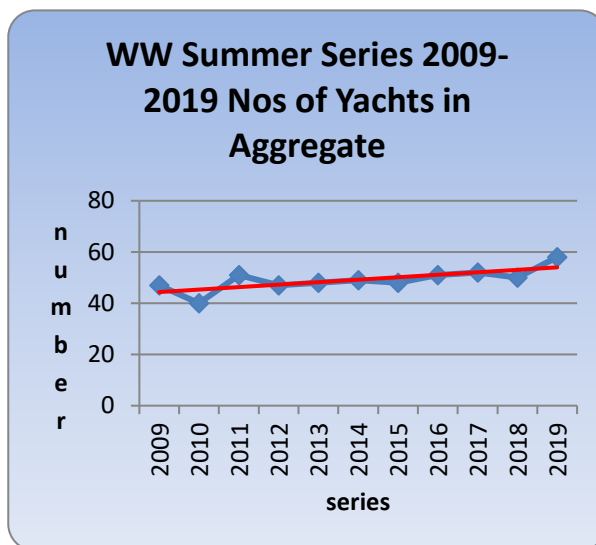
Race 2 of this summer produced the closest finish for many a WW series. All 37 starters crossed the finish line within 9 minutes 56 seconds of each other. On average that's a yacht crossing the finish line every 16 seconds - far more frequently than the average of 48 second measured over the past 6 series. Was this just an aberration, brilliant handicapping or a sign that Wednesday Wonders is becoming more competitive?

In the 2017 winter series a yacht crossed the finish line on average every 53 seconds. This average time reduced for the following 3 series but climbed again for the 2019 winter series and

currently stands at 50 seconds. The number of yachts per race is usually less and more variable in winter compared to the summer series. In the last 3 summer series the average number of yachts per race has been 38 for 2017-18, 37 for the following summer and back up to 38 for the current series. These figures suggest that competition in individual races has remained about the same for the last 6 series.



Even though the number of yachts taking part in each summer series race has not changed much the number of yachts in the summer series aggregate has been slowly increasing. There were 47 yachts in the 2009-10 summer series aggregate compared to 58 in the current series.



The number of points separating the aggregate top ten appears to have been reducing over the past ten years suggesting greater competition in the aggregate. In the 2009-10 series 34 points separated the aggregate top ten. It fell to a low of 16 points in 2018-19 and currently stands at 25 points for the current series.

As a matter of interest the 2009-10 summer aggregate was won by MUSKETEER (Paul Jacka) with a total of 49 points from ALIBI (Denis Hambleton) also on 49 points followed by BARNSTORMER (Brian Barnes) with 50 points – a really close finish. Thirty four points separated the 10 yachts at the top of the aggregate. Of the 47 yachts that contested the 2009-10 series only 14 are among the 58 yachts in the current series. However, 20 of skippers in that series are still going strong.



(Left) MUSKETEER, (right) ALIBI and BARNSTORMER (below).



REMEMBER THESE?



(Left) BLUE TACK

(Right) VANTAGE





(Clockwise from left):
MOANA, DEJA VU,
FAST COMPANY,
PUBLIC BAR, PIZAZZ &
MY WAY (bottom left)



Photos

By
Bruce Parry

&
Graham Furness



Graham
Furness