



# International Code of Signals

- These slides are available as a training aid for personal use and in particular for those taking part in the SYC TL4 Course.
- Use the view show button under Slide Show to enable the animation or the shortcut button, bottom left on the screen.

# Nautical Signals




# Nautical Signals




**I have a diver down.**

**Keep well clear at slow speed**

# Nautical Signals




# Nautical Signals




**Bravo**

**I am taking in or discharging or  
carrying dangerous goods**

# Nautical Signals




# Nautical Signals



**Charlie**


**Yes**

# Nautical Signals






# Nautical Signals




**Delta**

**Keep clear of me I am manoeuvring with  
difficulty**

# Nautical Signals




# Nautical Signals




**Echo**

**I am altering my course to starboard**

# Nautical Signals




# Nautical Signals




**Foxtrot**

**I am disabled, communicate with me**

# Nautical Signals




# Nautical Signals



**Golf**


**I require a pilot, or when made by a fishing vessel at sea, “I am hauling nets”**

# Nautical Flags






# Nautical Flags




**Hotel**

**I have a pilot on board**

# Nautical Flags




# Nautical Flags




**India**

**I am altering my course to port**

# Nautical Flags




# Nautical Flags




**Juliett**

**I am on fire and have dangerous  
cargo on board, keep well clear of me**

# Nautical Signals




# Nautical Signals



**Kilo**


**I wish to communicate with you**

# Nautical Signals





# Nautical Signals



**Lima**

**You should stop your vessel  
instantly.**

# Nautical Signals




# Nautical Signals




**Mike**

**My vessel is stopped and  
making no way through the  
water**

# Nautical Flags




# Nautical Flags




**November**

**No**

# Nautical Signals




# Nautical Signals



**Oscar**


**Man Overboard**

# Nautical Signals





# Nautical Signals




**Papa**

**All persons to report on board as the vessel is about to  
proceed to sea.**


**When made by fishing vessels at sea:**

**“My nets are fast upon an obstruction”**

# Nautical Signals




# Nautical Signals




**Quebec**

**My vessel is healthy and I request free pratique.**

# Nautical Signals




# Nautical Signals




**Romeo**

**No meaning in flags but morse signal used by  
vessels anchored in fog to warn of danger of  
collision**

# Nautical Signals




# Nautical Signals



**Sierra**


**I am operating astern propulsion**

# Nautical Signals






# Nautical Signals




**Tango**

**Keep clear of me; I am engaged in pair trawling.**

# Nautical Signals




# Nautical Signals




**Uniform**

**You are running into danger.**

# Nautical Signals




# Nautical Signals




**Victor**

**I require assistance.**

# Nautical Signals




# Nautical Signals



**Whiskey**


**I require medical assistance**

# Nautical Signals






# Nautical Signals




**X - Ray**

**Stop carrying out your intentions and watch for  
my signals**

# Nautical Signals




# Nautical Signals




**Yankee**

**I am dragging my anchor**

# Nautical Signals



# Nautical Signals



**Zulu**

**I require a tug.**

**When made by a fishing vessel at sea:**

**“I am shooting nets”**

# Nautical Signals

3rd

